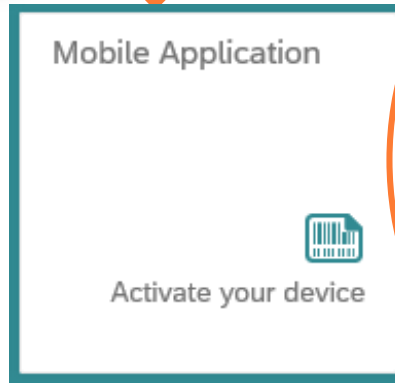
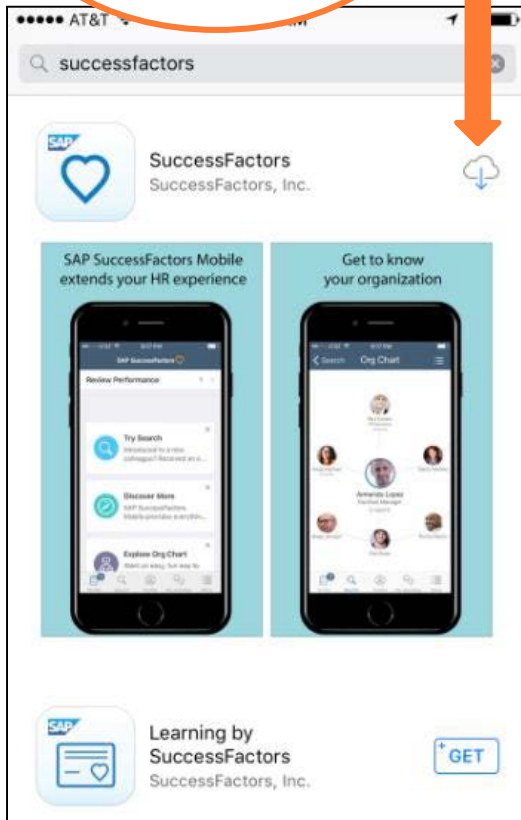


myLearning: Sync Mobile App

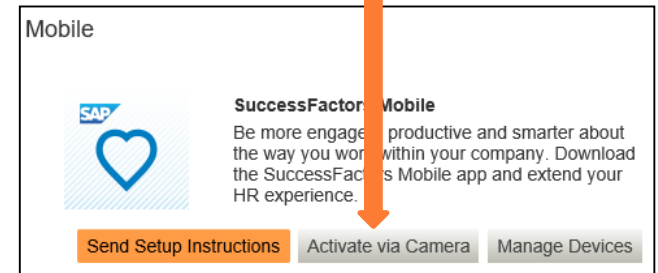
This QR code shows how to sync your myBNSFcareer Profile with the SuccessFactors Mobile App.

1 Download the SuccessFactors mobile app from the App Store on your mobile device

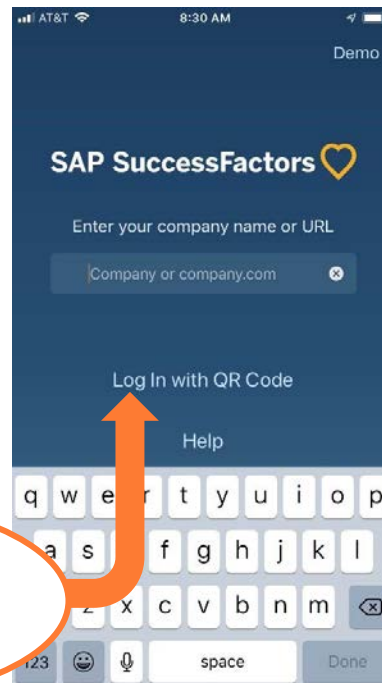


2 On another device, go to the BNSF Portal, click the "Employee" tab then click the link for "myBNSFcareer". In the myBNSFcareer section of the home page, click the tile called "Mobile Application".

3 In the middle of the page, click the grey "Activate via Camera" button.



4 In the SuccessFactors app, click "Log In with QR Code"



5 A QR code will appear for 30 seconds. Scan the QR code on your computer screen with your phone to sync your myBNSFcareer profile to your phone.

